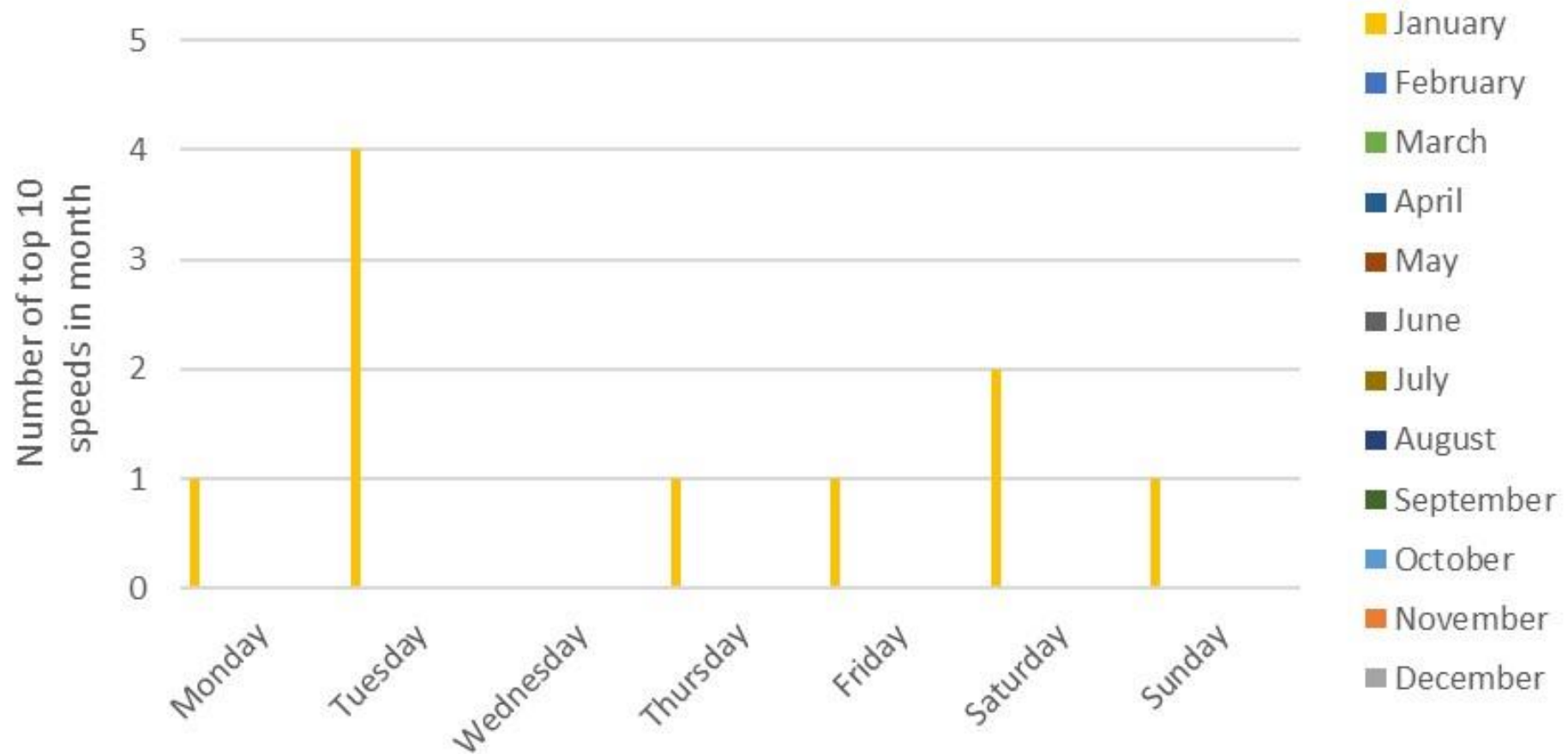


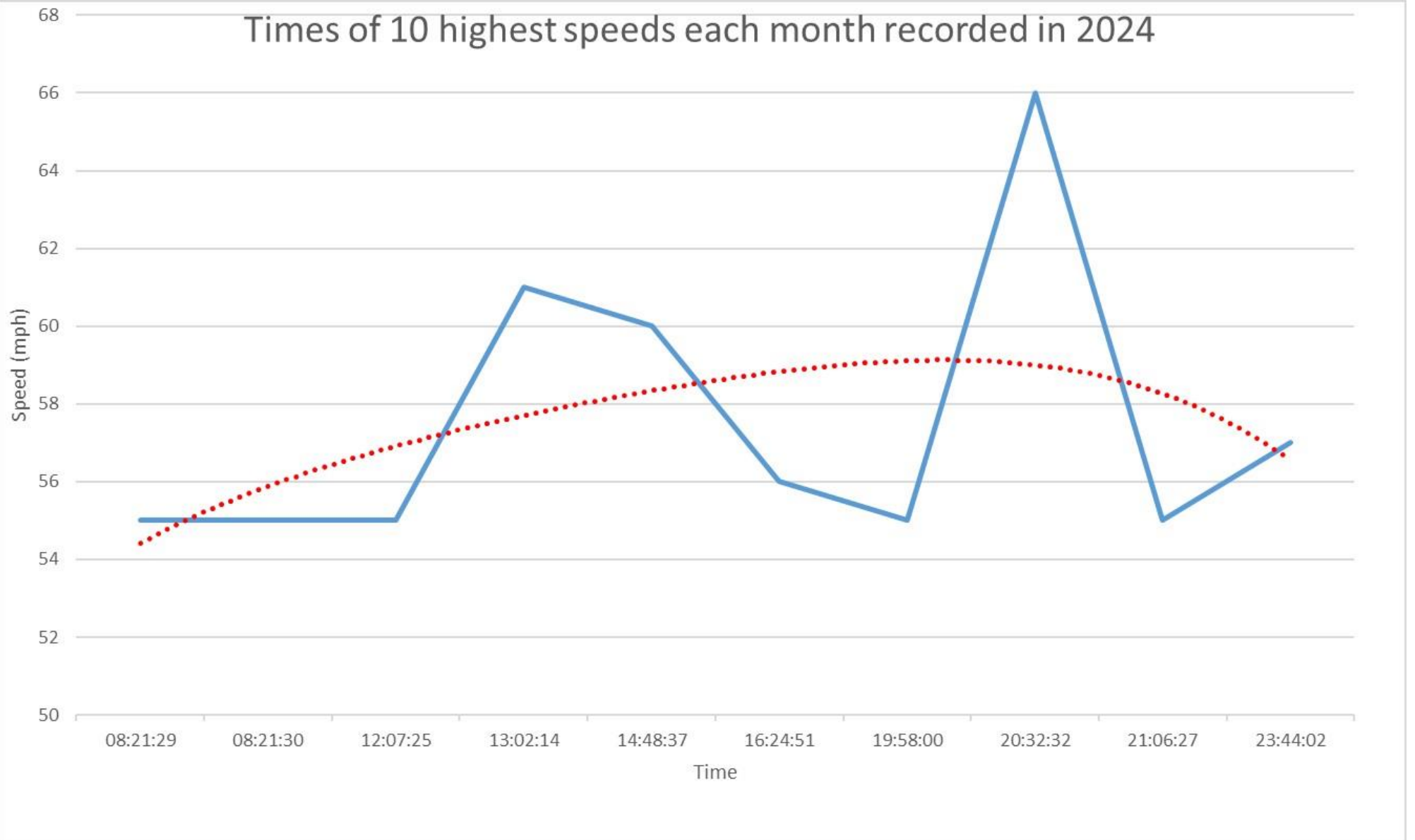
Speed Data for January 2024

Total number	14158		
Total over 20	13705		
Average speed of all	31.5		
Average speed of those over 20	32.1		
Max Speed	66		
How many over 60?	2	0.01%	
How many over 50?	50	0.35%	
How many over 40?	845	5.97%	
How many 35 and over?	3683	26.01%	
How many over 30?	8035	56.75%	
Date	Time	Speed	Day
30/01/2024	20:32:32	66	Tuesday
18/01/2024	13:02:14	61	Thursday
30/01/2024	14:48:37	60	Tuesday
29/01/2024	23:44:02	57	Monday
05/01/2024	16:24:51	56	Friday
02/01/2024	08:21:29	55	Tuesday
02/01/2024	08:21:30	55	Tuesday
13/01/2024	12:07:25	55	Saturday
27/01/2024	21:06:27	55	Saturday
28/01/2024	19:58:00	55	Sunday

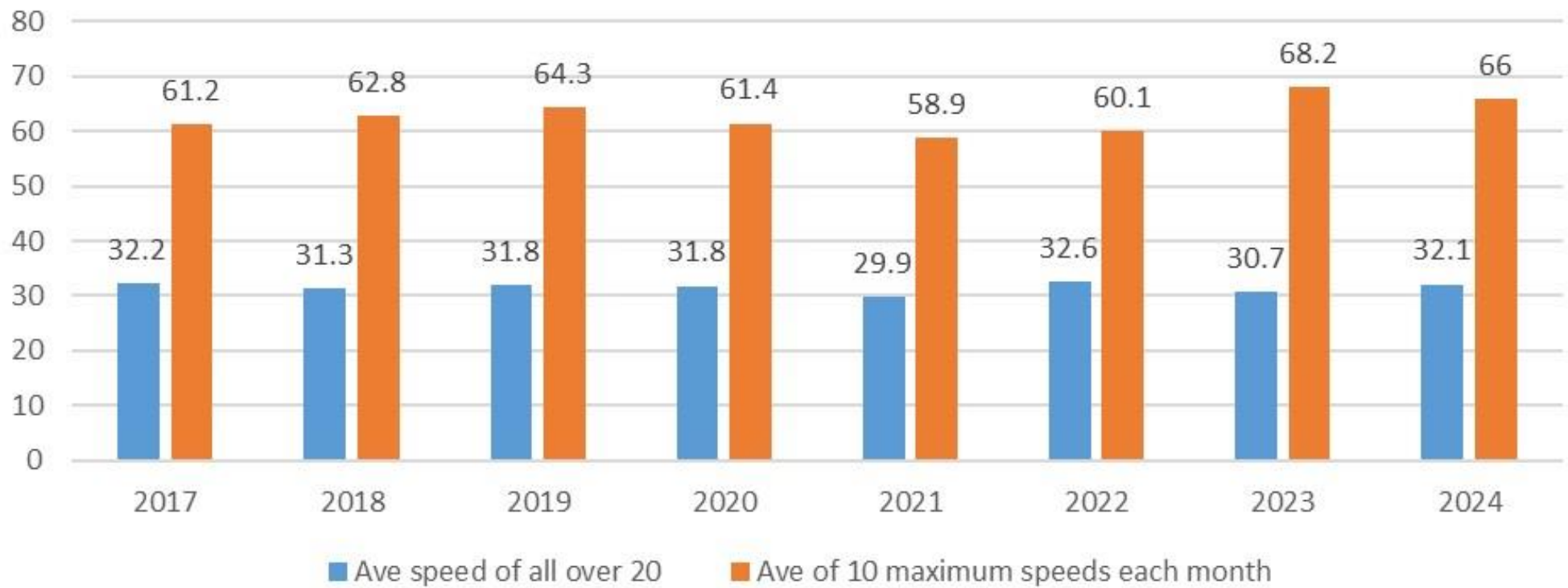
Days for 10 highest speeds recorded each month 2024



Times of 10 highest speeds each month recorded in 2024



Years



2024	35 and over	
Jan	3683	26.01%
Feb		
Mar		
Apr		
May		
Jun		
Jul		
Aug		
Sep		
Oct		
Nov		
Dec		
	3683	26.01%

2023	35 and over	
Jan	2322	13.00%
Feb	2323	12.87%
Mar	2092	10.71%
Apr	2229	11.89%
May	2148	10.77%
Jun	2301	11.32%
Jul	2744	16.40%
Aug	3433	23.87%
Sep	3383	24.76%
Oct	3278	23.05%
Nov	3689	27.15%
Dec	3364	26.18%
	33306	17.66%

2022	35 and over	
Jan	34	26.15%
Feb	2711	33.23%
Mar	3756	34.94%
Apr	3214	36.23%
May	3024	32.41%
Jun	2882	31.06%
Jul	2966	29.93%
Aug	1107	25.42%
Sep	510	32.42%
Oct	3816	32.48%
Nov	3682	33.18%
Dec	2780	23.95%
	30482	30.95%

2021	35 and over	
Jan	n/a	n/a
Feb	n/a	n/a
Mar	n/a	n/a
Apr	109	7.45%
May	1064	10.18%
Jun	947	8.91%
Jul	1183	9.77%
Aug	1193	11.01%
Sep	40	7.62%
Oct	950	9.86%
Nov	276	13.01%
Dec	2082	34.43%
	7844	12.47%

2020	35 and over	
Jan	4444	35.33%
Feb	3503	36.23%
Mar	1394	16.85%
Apr	139	14.85%
May	938	12.76%
Jun	1246	13.26%
Jul	1716	14.77%
Aug	1783	15.91%
Sep	2786	28.10%
Oct	2984	30.56%
Nov	2798	31.32%
Dec	122	31.04%
	23853	23.41%

2019	35 and over	
Jan	2229	17.98%
Feb	1767	17.85%
Mar	2170	17.61%
Apr	3308	31.42%
May	2720	27.76%
Jun	2172	24.92%
Jul	1923	17.08%
Aug	1969	18.67%
Sep	3299	25.04%
Oct	3894	27.99%
Nov	3249	26.72%
Dec	4242	36.32%
	32942	24.11%

2018	35 and over	
Jan	2031	21.46%
Feb	1248	15.94%
Mar	1379	15.48%
Apr	2100	18.44%
May	1874	19.88%
Jun	2029	18.06%
Jul	2974	23.91%
Aug	3443	31.44%
Sep	3722	34.36%
Oct	2571	22.62%
Nov	1700	17.86%
Dec	1781	18.86%
	26852	21.52%